

# 1. Rogue Basin Native Plants

## Trees

-   Big Leaf Maple (*Acer macrophyllum*)
-   Vine Maple (*Acer circinatum*)
-   Red Alder (*Alnus rubra*, suitable non-native)
-   White Alder (*Alnus rhombifolia*)
-   Western Dogwood (*Cornus nuttallii*)
-   Black Hawthorne (*Crataegus douglasii*)
-   Oregon Ash (*Fraxinus latifolia*)
-   Western Crabapple (*Pyrus fusca*)
-   Pacific Willow (*Salix lasiandra*)
-   Scouler Willow (*Salix scouleriana*)
-   Dusky Willow (*Salix exigua* ssp. *melanopsis*)
-   Red Willow (*Salix lavigata*)
-   Incense Cedar (*Calocedrus decurrens*)
-   Ponderosa Pine (*Pinus ponderosa*)
-   Oregon White Oak (*Quercus garryana*)
-   California Black Oak (*Quercus kelloggii*)
-   Western Birch (*Betula occidentalis*)
-   Western Yew (*Taxus brevifolia*)
-   Oregon Myrtle (*Umbellularia californica*)
-   Prickly Currant (*Ribes lacustre*)
-   Black Cottonwood (*Populus balsamifera*)

### KEY

























## Understory Trees and Shrubs

-   Serviceberry (*Amelanchier alnifolia*)
-   Red Osier Dogwood (*Cornus stolonifera*, *sericea*)
-   Brown Dogwood (*Cornus galbrata*)
-   Ocean Spray (*Holodiscus discolor*)
-   Indian Plum (*Oemleria cerasiformis*)
-   Pacific Ninebark (*Physocarpus capitatus*)
-   Nootka Rose (*Rosa nutkana*)
-   Thimbleberry (*Rubus parviflorus*)
-   Golden Currant (*Ribes aureum*)
-   White Flowering Currant (*Ribes divaricatum*)
-   Red Flowering Currant (*Ribes sanguineum*)
-   Blue Elderberry (*Sambucus cerulea*)
-   Huckleberry (*Vaccinium membranaceum*)
-   Red Huckleberry (*Vaccinium parvifolium*)
-   Oregon Grape (*Mahonia aquifolium*, *Mahonia piperiana* or *Berberis aquifolium*)
-   Sword Fern (*Polystichum munitum*)
-   Snowberry (*Symphoricarpos albus*)
-   California Hazel (*Corylus cornuta* var. *californica*)
-   Salal (*Gaultheria shallon*)
-   Oso-berry (*Oemleria cerasiformis*)
-   Oregon Boxwood/Oregon Boxleaf/ Mountain Lover (*Paxistima myrsinites*)
-   Chokeberry, Chokecherry (*Prunus virginiana*)
-   Native Azalea (*Rhododendron occidentale*)
-   Cluster Rose (*Rosa pisocarpa*)
-   Willow, Coyote (*Salix exigua*)
-   Willow, Arroyo (*Salix lasiolepis*)
-   Douglas Spirea (*Spirea douglasii*)
-   Western Viburnum (*Viburnum ellipticum*)
-   Cascara (*Rhamnus purshiana*)
-   Mountain Mahogany (*Cercocarpus betuloides*)
-   Deerbrush (*Ceanothus integerrimus*)
-   Dwarf Rose/Baldhip Rose (*Rosa gymnocarpa*)

Discussing your specific site conditions with a Nursery or Landscape Professional can assist in selection of suitable tree and plant varieties.

# Rogue Basin Native Plants

## Riparian Wetland Plants

-   Scouring Rush (*Equisetum hyemale*)
-   Soft Rush (*Juncus effuses*)
-   Slough Sedge (*Carex obnupta*)
-   Creek Sedge (*Carex nudata*)
-   Creeping Spike-rush (*Eleocharis palustris*)
-   Baltic Rush (*Juncus balticus*)
-   Hardstem Bulrush (*Scirpus accutus*)
-   Small-fruited Bulrush (*Scirpus microcarpus*)
-   American Brookline (*Veronica americana*)
-   Wapato (*Sagittaria latifolia*)
-   Cattail (*Typha latifolia*)

## Grasses

-   Orchardgrass (*Dactylis glomerata*, suitable non-native)
-   Bluejoint Reedgrass (*Calamagrostis canadensis*)
-   Idaho Fescue (*Festuca idahoensis*)
-   Roemer's Fescue (*Festuca roemerii*)
-   Meadow Barley (*Hordeum brachyantherum*)
-   Manna Grass (*Glyceria spp.*)







Common Snowberry (*Symphoricarpos albus*)

## Wildflowers

-   Columbine (*Aquilegia formosa*)
-   Asters (*Aster chilensis ssp. hallii*, A. subspicatus)
-   Wild Ginger (*Asarum caudatum*)
-   Fireweed (*Epilobium angustifolia*)
-   Shooting Star (*Dodecatheon hendersonii*)
-   Woodland Strawberry (*Fragaria vesca*)
-   Colt's Foot (*Petasites frigidus*)
-   Lupines (*Lupinus rivularis*, L. polyphyllus)
-   Western Bleeding Heart (*Dicentra formosa*)
-   Cliff Penstemon (*Penstemon rupicola*)
-   Common Camas (*Camasa quamash*)
-   Insideout Flower (*Vancouveria hexandra*)

## Vines

-   Western Clematis (*Clematis ligusticifolia*)
-   Orange Honeysuckle (*Lonicera ciliosa*)
-   Hairy Honeysuckle (*Lonicera hispidula*)
-   Greenbriar (*Smilax Californica*)
-   California Wild Grape (*Vitis californica*)



Western Clematis (*Clematis ligusticifolia*)

Please check with the City of Ashland Department of Community Development for the most current listing when selecting appropriate plants for landscapes within Stream Protection or Wetland Protection Zones.